Slides for Aeromedical Model*



Test No. 1, SA-BRL-4
Visual Acuity at Far

With results calibrated at 20/20, 20/30, 20/40, 20/50, 20/70, 20/100 and 20/200. Tests can be administered binocularly or with either eye occluded.



Test No. 2, SSLA-1
Visual Acuity at Far

With results calibrated at 20/15, 20/20, 20/25, 20/30, 20/40, 20/50, 20/70, 20/100 and 20/200. Monocular test only. When test for acuity better than 20/20 is desired.

Test No. 3, SCD-1
Color Perception at Far

Consists of six accurately and authentically reproduced Ishihara Pseudo-Isochromatic plates. Detects color deficiency, but does not classify.

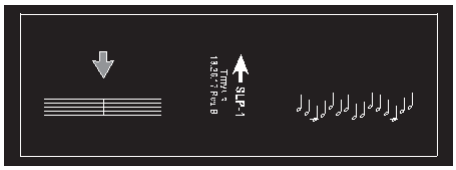

Test No. 4, SLP-1
Lateral Phoria at Far

Measures Esophoria or Exophoria in 1 prism diopter steps.

Test No. 5, SVP-1
Vertical Phoria at Far

Measures Right or Left Hyperphoria in 1/2 prism diopter steps.



Test No. 6, SA-BRL-2A
Visual Acuity at Near

With results calibrated at 20/20, 20/30, 20/40, 20/50, 20/70 and 20/100. Tests can be administered binocularly or with either eye occluded.

Lenses with instrument:

- **Intermediate Lens Unit** for testing visual acuity at **32 inches**.
- Prism lens unit for use with phoria tests to detect possible deception. Base in prism for SLP-1 test, base up prism for SVP-1 test.

*The FAA approves Titmus Model 2 Vision Screeners for testing pilots' vision.
The Titmus 2 Aeromedical Models are available currently, until the TitmusiSeries Models are approved.
The built-in perimeter system is not FAA approved.

(855) 848-6878
www.titmusvision.com
contact@titmusvision.com

TITMUS